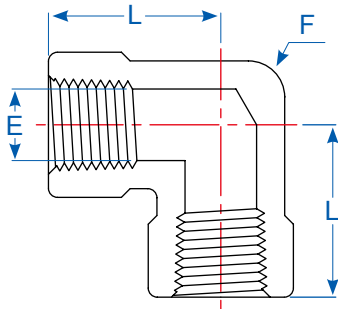
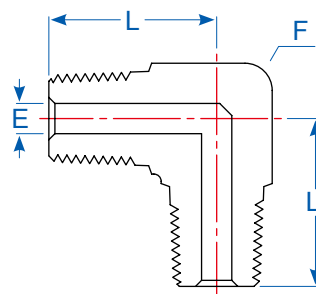


FEMALE ELBOW



MALE ELBOW



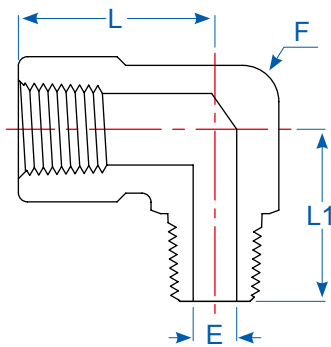
Female NPT Threads

FEMALE THREAD	PART NO.	Dimensions (inch)		
		L	E	F
1/8	E2F	1	0.19	9/16
1/4	E4F	1.14	0.28	13/16
3/8	E6F	1.38	0.38	7/8
1/2	E8F	1.38	0.47	1-1/16
3/4	E12F	1.93	0.61	1-3/8
1	E16F	1.92	0.86	1-11/16

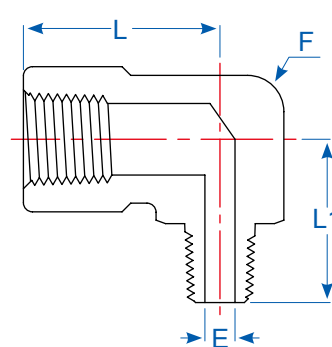
Male NPT Threads

MALE THREAD	PART NO.	Dimensions (inch)		
		L	E	F
1/8	E2M	0.69	0.19	1/2
1/4	E4M	0.98	0.28	5/8
3/8	E6M	1.02	0.38	11/16
1/2	E8M	1.36	0.47	7/8
3/4	E12M	1.38	0.61	1-1/16
1	E16M	1.91	0.86	1-3/8

STREET ELBOW



REDUCING STREET ELBOW



Female to Male NPT

FEMALE THREAD	MALE THREAD	PART NO.	Dimensions (inch)			
			L	L1	E	F
1/8	1/8	E2MF	1.04	0.69	0.19	1/2
1/4	1/4	E4MF	1.16	1.04	0.28	11/16
3/8	3/8	E6MF	1.33	1.14	0.38	13/16
1/2	1/2	E8MF	1.38	1.38	0.47	1-1/16
3/4	3/4	E12MF	1.93	1.81	0.61	1-3/8
1	1	E16MF	1.92	1.94	0.86	1-11/16

Female to Male NPT

FEMALE THREAD	MALE THREAD	PART NO.	Dimensions (inch)			
			L	L1	E	F
1/4	1/8	E2M4F	1.16	0.92	0.19	11/16
3/8	1/4	E4M6F	1.33	1.16	0.28	13/16
1/2	1/4	E4M8F	1.50	1.28	0.28	1
1/2	3/8	E6M8F	1.50	1.28	0.38	1

Dimensions for reference only, subject to change